

**Priest Work History
of
Credibly Accused Priests
in the
Archdiocese of Chicago**

October 11, 2010

Project Findings

Priest Work History

- **Project purpose:** to find answers to basic questions that were not forthcoming from the Archdiocese of Chicago:
 - In the pedophilia crisis, did Archdiocese of Chicago personnel management policies and practices contribute to priest's access to children?
 - Were credibly accused priests assigned by Archdiocese of Chicago hierarchy to certain parishes to the exclusion of other parishes?
 - If so, were those parishes similar in nature?
 - Were multiple credibly accused priests assigned by Archdiocese of Chicago hierarchy to some parishes?

Priest Work History

- Collaborative project between **SNAP** and **VOTF**
 - **S**urvivors **N**etwork of those **A**bused by **P**riests
 - Chicagoland **V**oice **O**f **T**he **F**aithful
- Hundreds of man-hours by volunteers from both groups
- Primary data sources:
 - **O**fficial **C**atholic **D**irectory, **OCD**
 - **A**rchdiocese of **C**hicago (**AOC**) website
- Other reliable public data sources:
 - **B**ishop **A**ccountability website
 - U.S. Postal Service website for ZIP codes

Priest Work History

Project process:

- Involved extraction of priest work history data from official Roman Catholic Church sources.
- Involved locating auxiliary supportive sources of information.
- Involved accurate coding of extracted data into spreadsheets for pattern recognition.
- Analysis of data to address each question and development of cogent graphical results.
- Preparation of final report.

Priest Work History

- Used **Bishop Accountability** website for list of 97 credibly accused priests in **Archdiocese of Chicago**
 - 77 diocesan, 5 Jesuits, 2 Benedictine, 2 Servite, 11 other order priests.
 - Earliest ordination date was 1917, latest 1994.
 - Once identified as a credibly accused priest, CAP remains in project review until his death.
 - 29 priests died or probably have died
 - 4,114 man years of ministry reviewed.

Priest Work History

- Used **Official Catholic Directory** for annual census of priest assignments
 - Published annually for over 190 years by the P. J. Kenedy and Sons Company in New York.
 - Copies were available in several local repositories.
 - Each priest uniquely identified by:
 - Name (first, middle and last)
 - Diocesan or order priest
 - Year of ordination

Priest Work History

- Used **U. S. Post Office ZIP codes** to cluster parishes into manageable areas and for which there is demographic information
 - Benjamin Franklin appointed first Postmaster General by the Continental Congress in 1775.
 - U.S. postage stamps were issued in 1847.
 - USPS inaugurated **ZIP** codes in **1963**.
 - There are **263** ZIP codes in 2 county (Lake and Cook) area of Archdiocese of Chicago.
 - ZIP codes rarely change over many years.

Priest Work History

- **Question #1:** Over the years of this review how many priests and how many parishes were impacted by the ministry of these credibly accused priests?

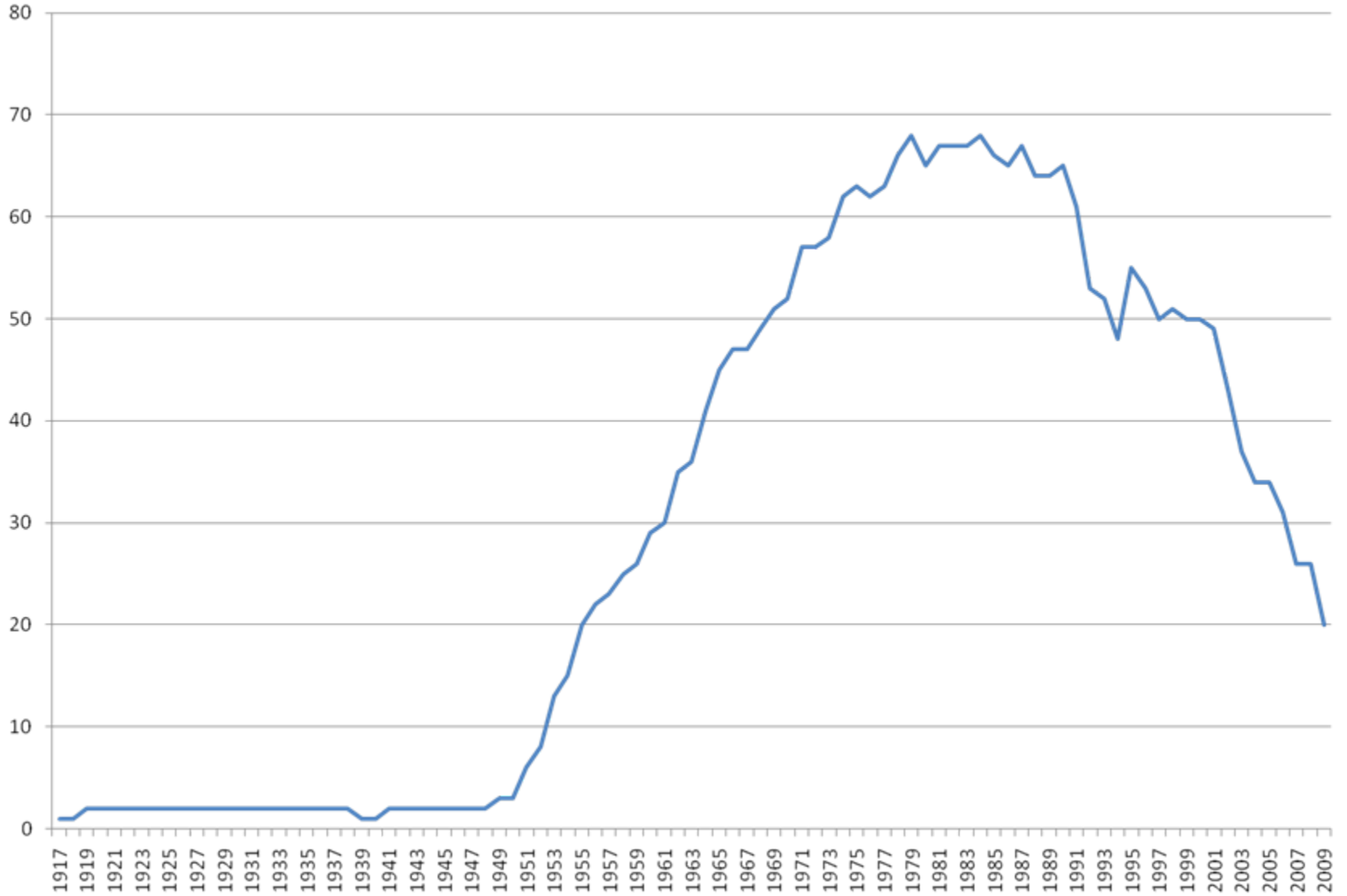
Priest Work History

- **Finding:**

- Number of credibly accused priests in this review peaked in the 1980s and then declined in the 1990s and 2000s. (see Graph 1)
- Total number of priests in the Archdiocese of Chicago has been declining since 1960s. (see Graph 2)
- **Result:** the percent of credibly accused priests grew until the early 1970s and has stabilized between 2.5% and 3.0% since then. (see Graph 3)

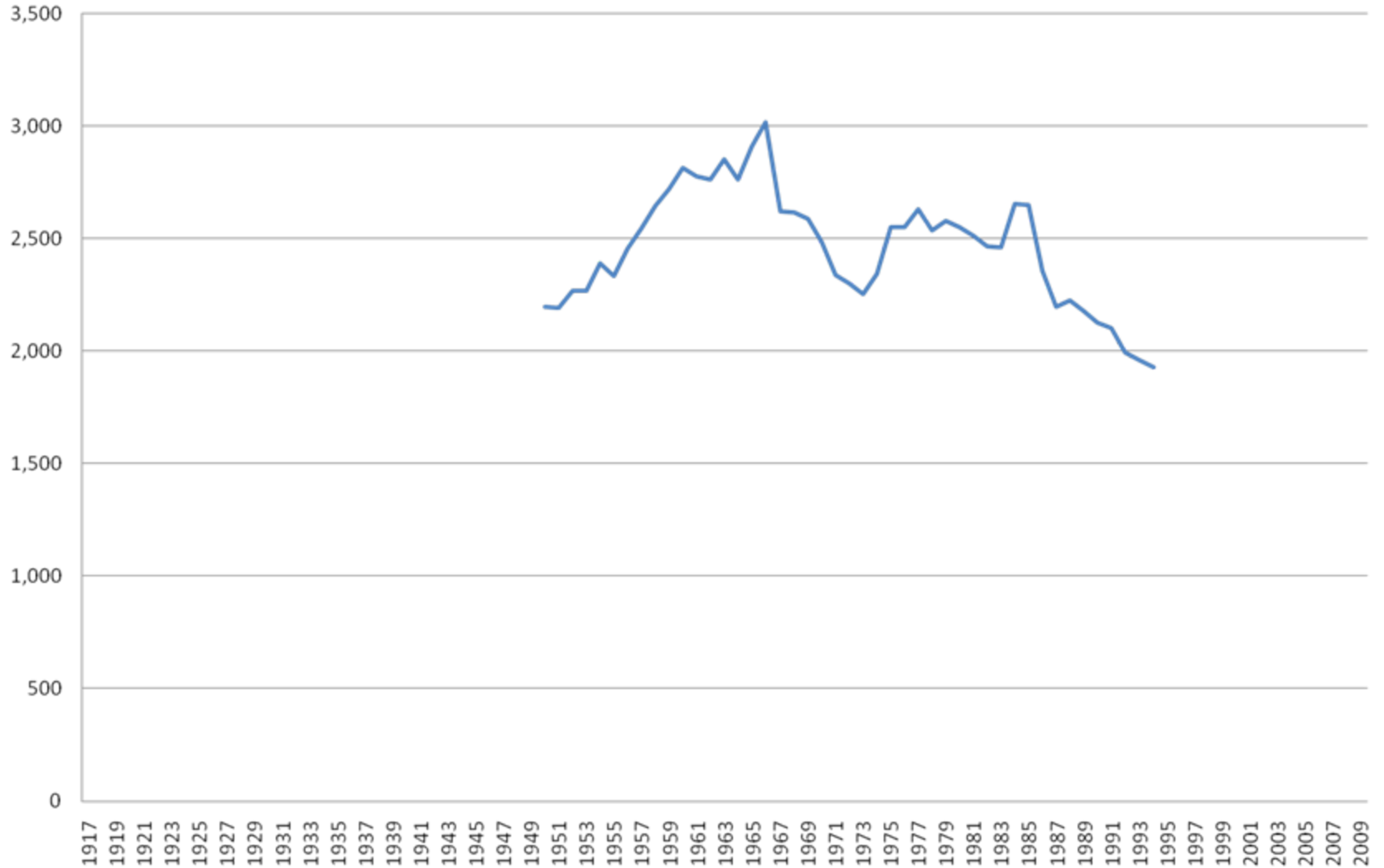
of CAPs in AOC

Graph 1



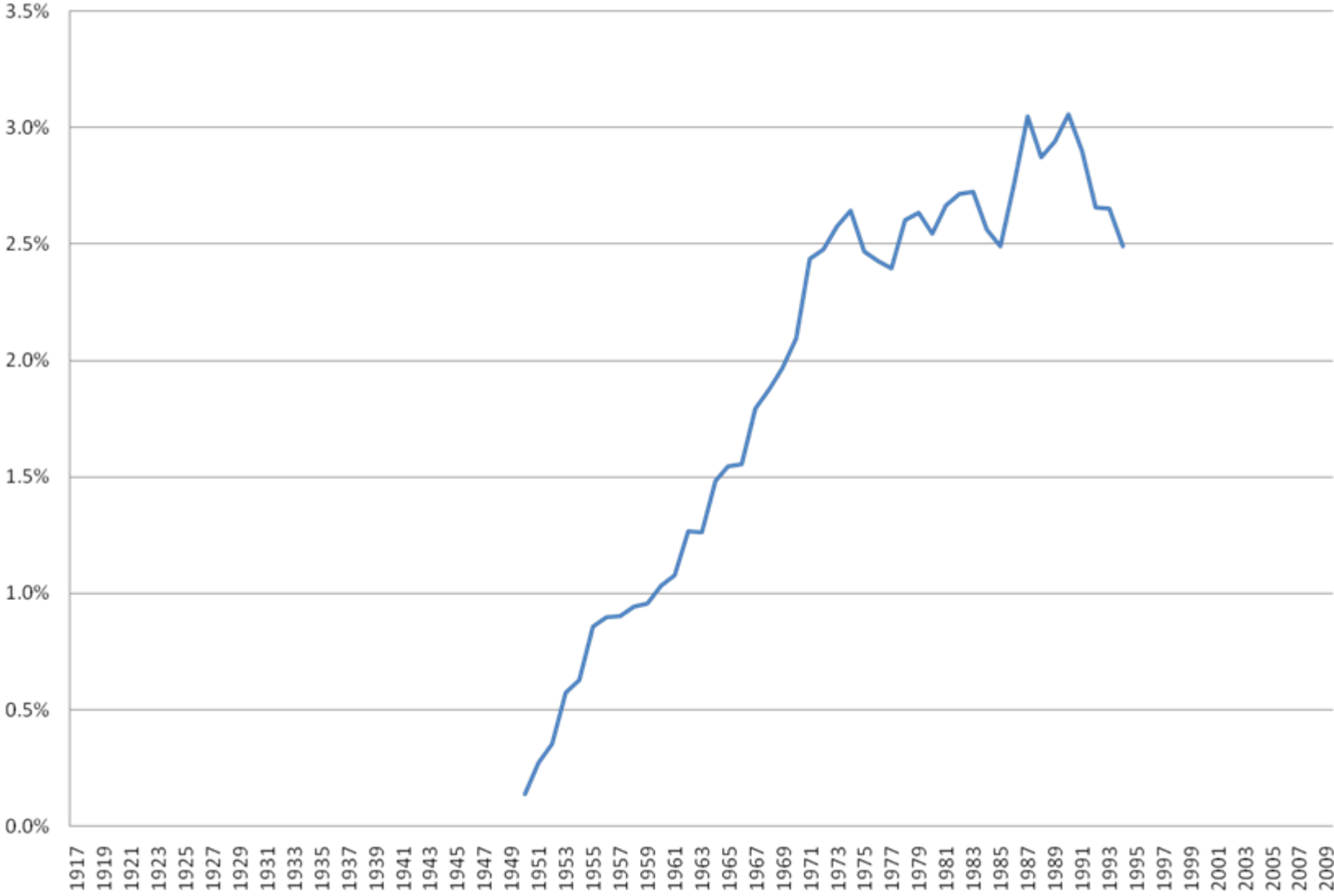
Total # Priests in AOC (in OCD)

Graph 2



CAP % of Total Priests in AOC

Graph 3



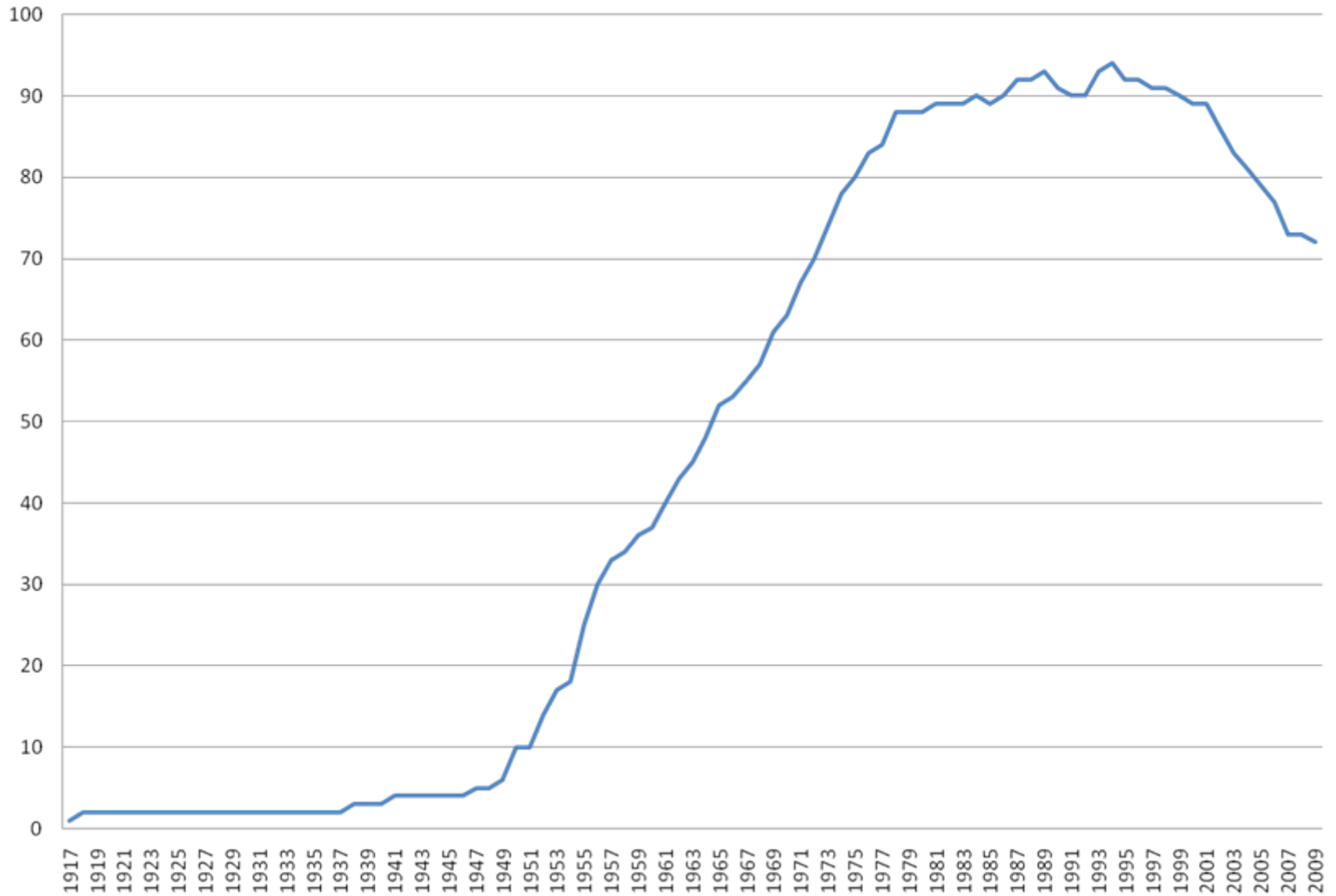
Priest Work History

- Finding:

- Number of parishes and institutions ministered by CAPs in this review grew until the late 1970s and declined in the 2000s. (see Graph 4)
- Total number of parishes and institutions in the Archdiocese of Chicago peaked in the mid 1960s, was stable through the 1970s and 1980s, then experienced significant closings around 1990. (see Graph 5)
- **Result:** the percent of parishes and institutions ministered by CAPs grew to nearly 25% in the early 1990s, and since then has declined to 20% in 2009. (see Graph 6)

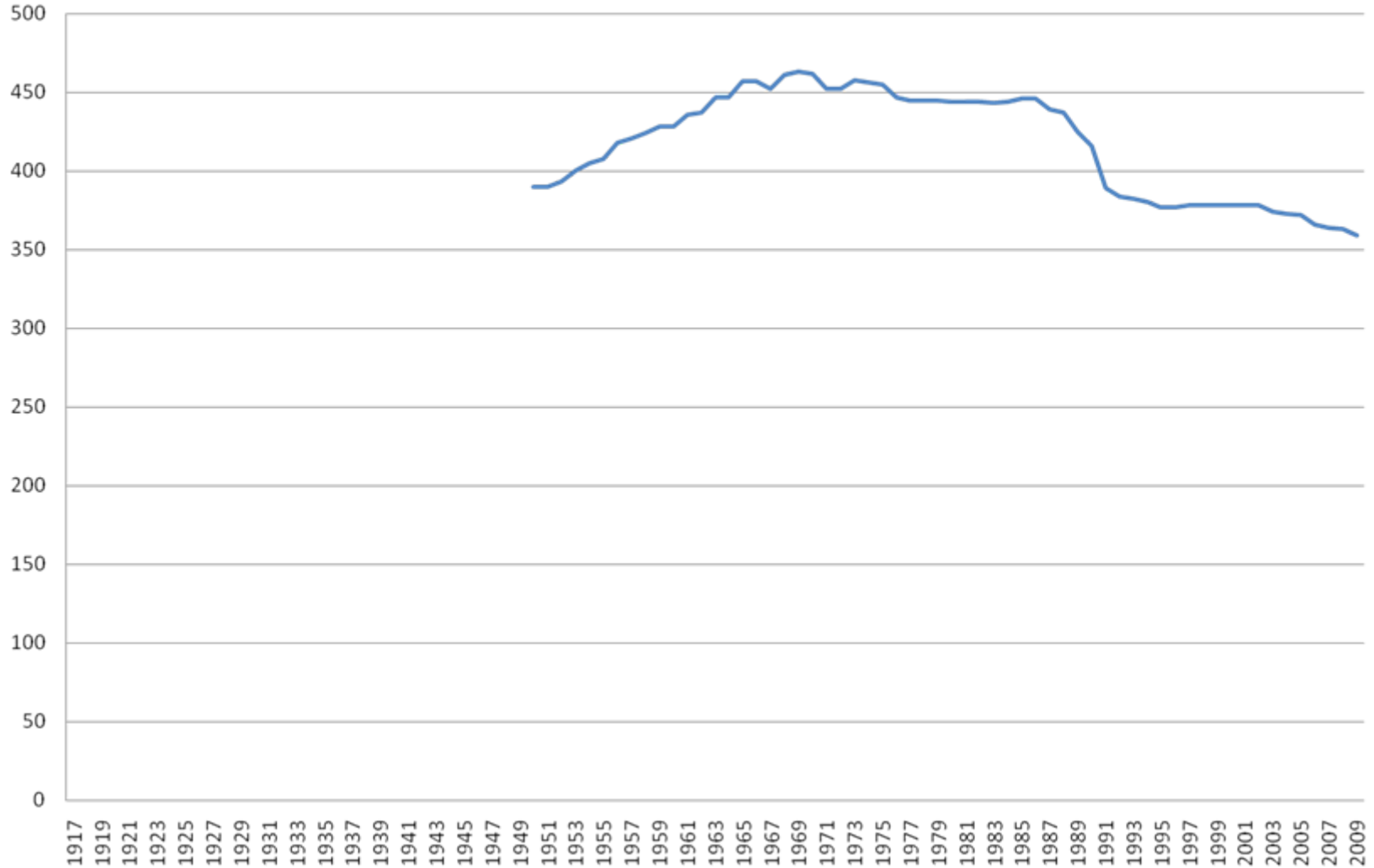
of Parishes ministered by CAPs in AOC

Graph 4



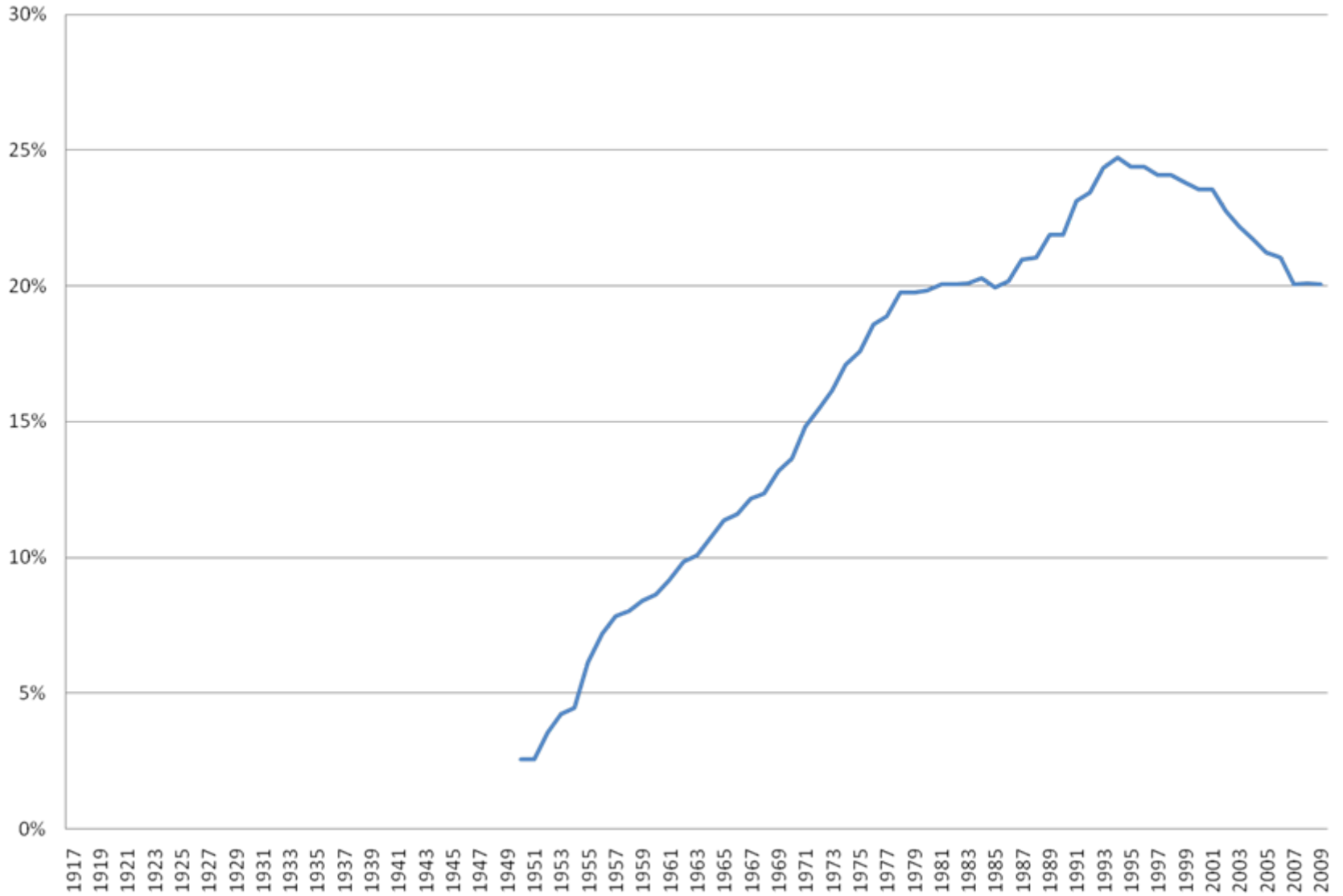
Total # Parishes in AOC (in OCD)

Graph 5



% of Total Parishes ministered by CAPs in AOC

Graph 6



Priest Work History

- **Question #2:** Were credibly accused priests assigned randomly to parishes across the Archdiocese of Chicago, or was there a pattern?
 - Used the U.S. Post Office ZIP codes to cluster parish assignments into manageable geographic areas

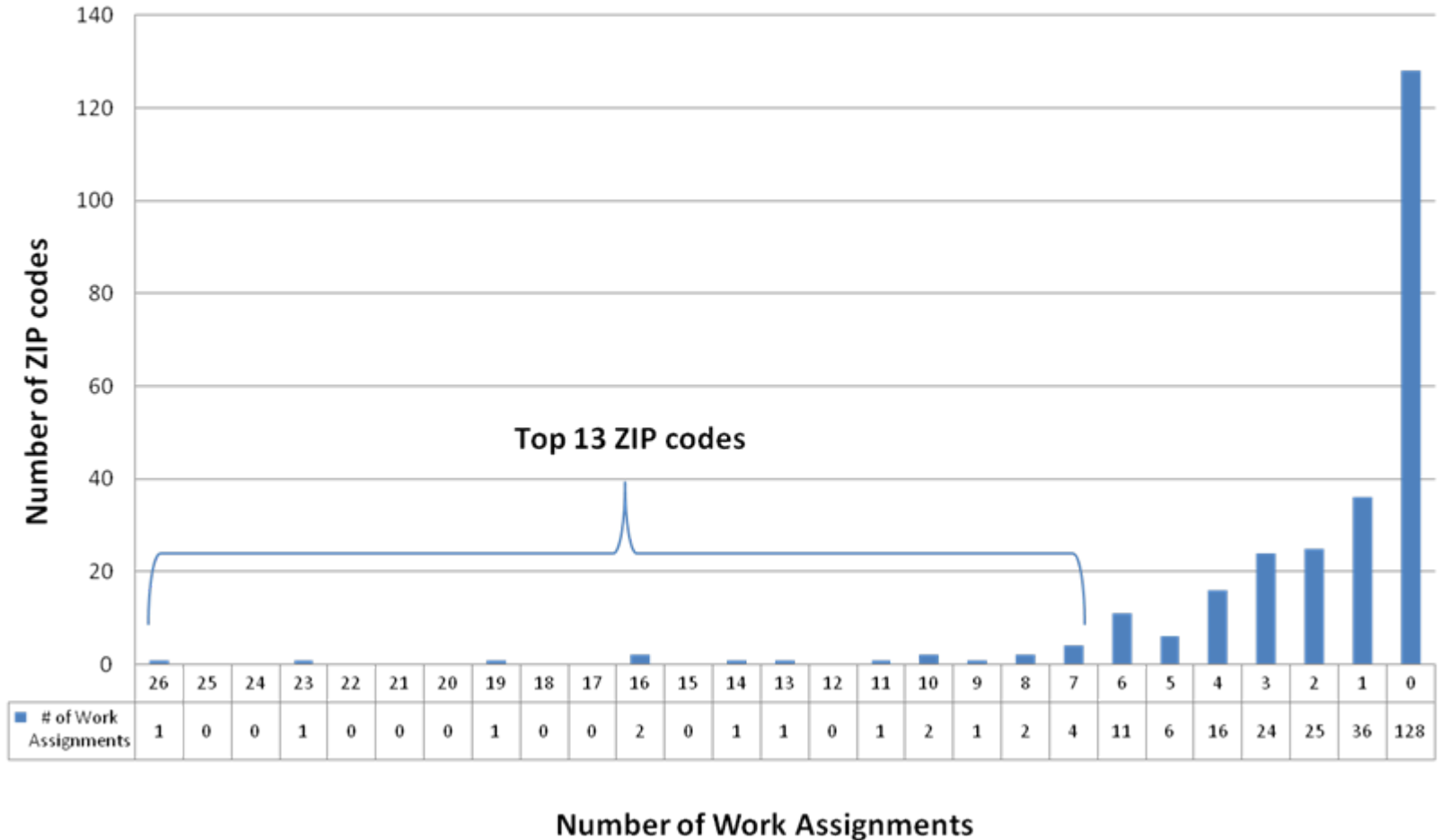
This page intentionally left blank.

Priest Work History

- Finding:
 - Most of the priest work assignments for the 97 CAPs in this review were made to parishes and institutions in only a few **Archdiocese of Chicago** area ZIP codes
 - There are **263 ZIP codes** in AOC area of Cook and Lake county.
 - CAPs were only assigned to **135** ZIPs (51.3%),
 - CAPs were never assigned to **128** ZIPs (48.7%).
 - Top 13 ZIP codes where CAPs were assigned most frequently accounted for **4.9%** of all ZIP codes.

of AOC area ZIP codes by # of CAP Work Assignments

Graph 7



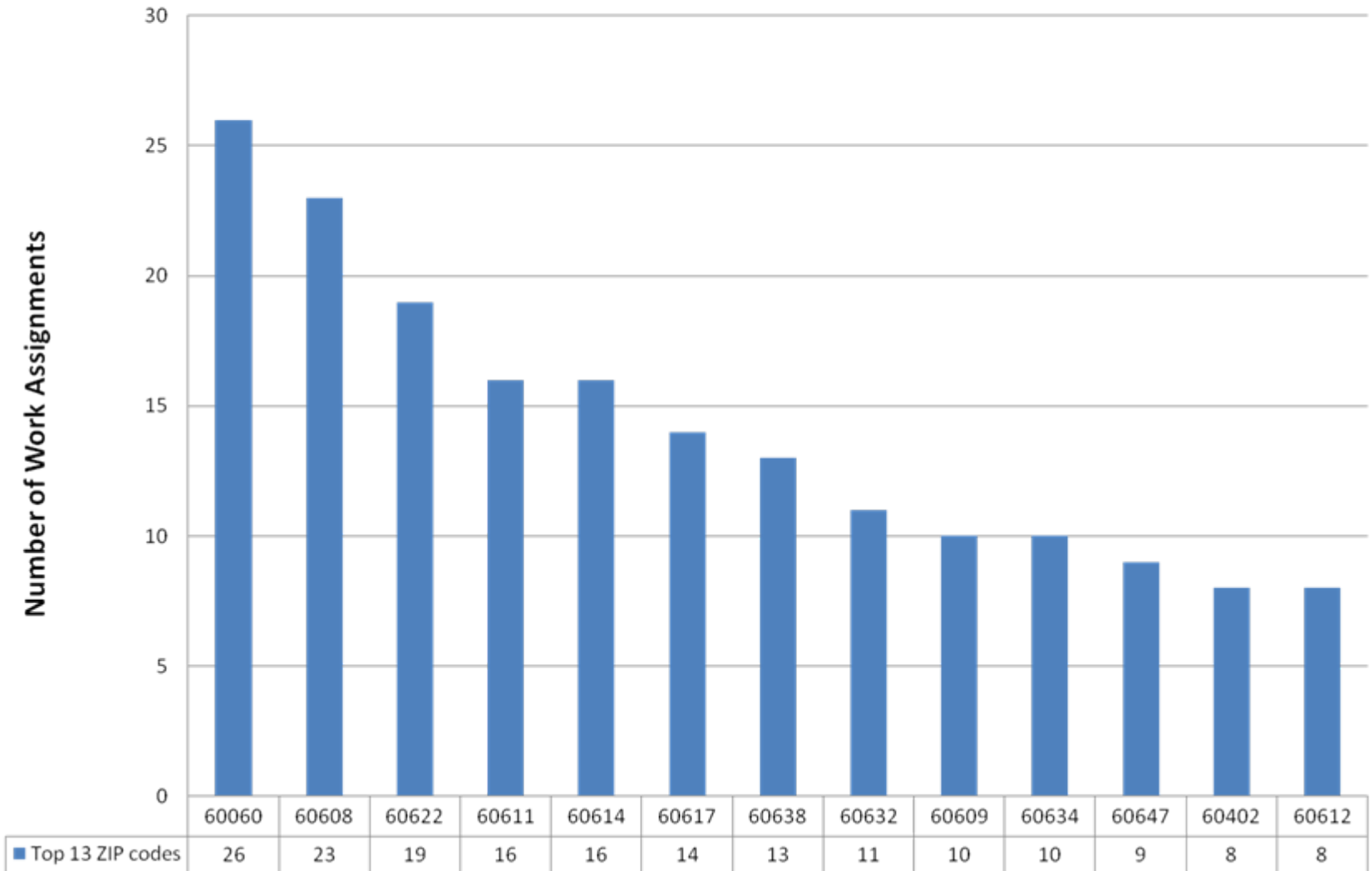
Priest Work History

- **Finding:**
 - Top 13 ZIP codes
 - **60060** (had 26 work assignments)
 - One at University of St. Mary of the Lake, one at Cardinal Stritch Retreat House, both at 100 E. Maple Ave., Mundelein
 - One at Santa Maria del Popolo, 116 N. Lake St.
 - Twenty-three at P.O.Box 455, Mundelein (5 – Retire; 18 – Other Assignment)
 - **60611** (had 16 work assignments)
 - Two at Quigley Prep. Seminary, 103 E. Chestnut St.
 - Two at Loyola University, 820 N. Michigan Ave.
 - One at Holy Name Cathedral, 730 N. Wabash Ave.
 - Eleven at 645 N. Michigan Ave. (either Suite 543 or 1525) (4 – Retired; 7 – Other Assignment)

Top 13 AOC area ZIP codes with most CAP Work Assignments

(includes multiple assignments)

Graph 8



Priest Work History

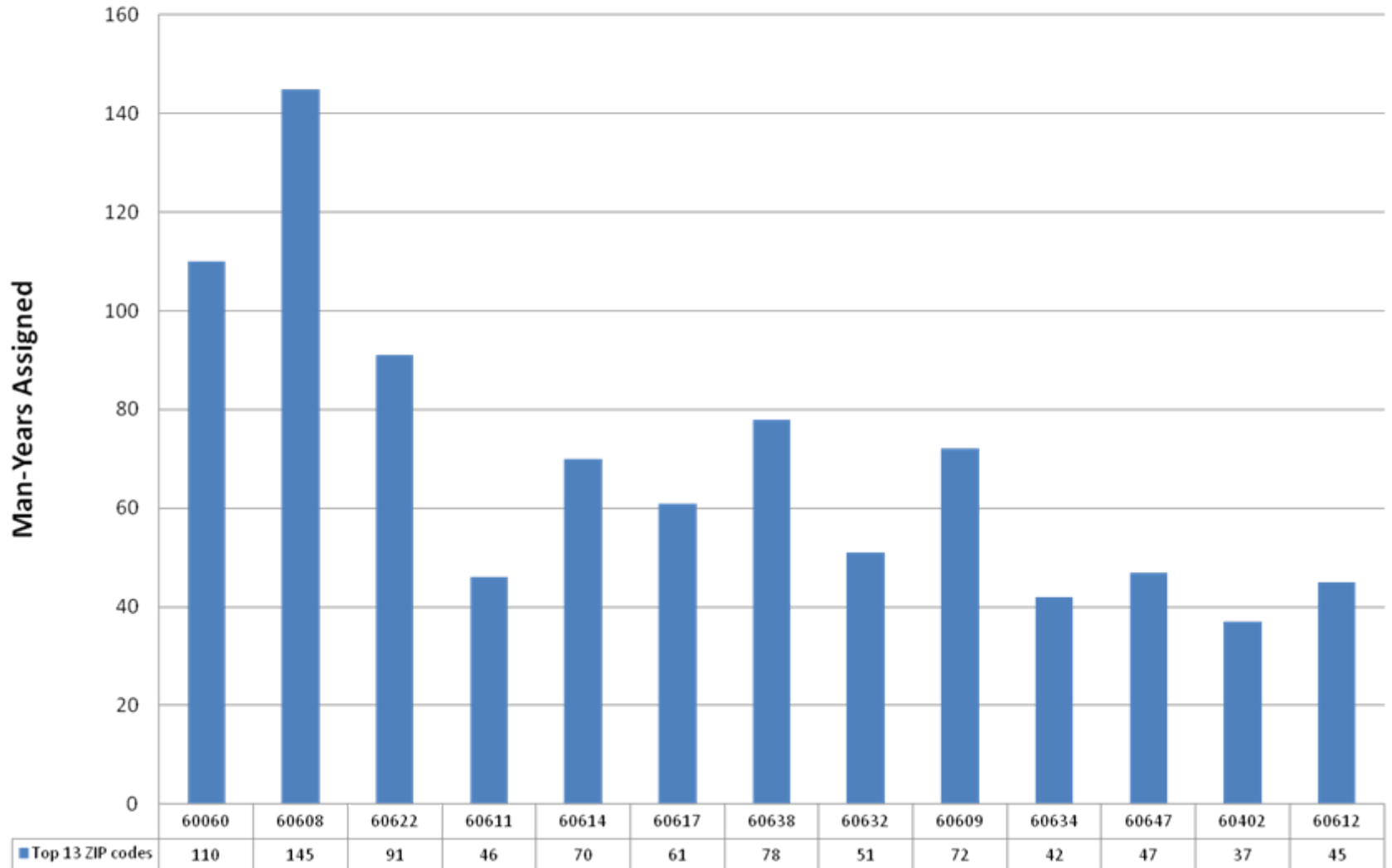
- Finding:

- Because each work assignment may have varying durations, this chart shows the number of man-years of ministry assigned in the Top 13 ZIP codes

- Top 13 ZIP codes represented 895 man-years of ministry.
- AOC hierarchy assigned these 97 CAPs to 2,732 man-years of ministry in Cook and Lake counties.
- Top 13 ZIP codes represented **32.8%** of all man-years of ministry.

Top 13 AOC area ZIP codes with most CAP Work Assignments

(includes multiple assignments)



Priest Work History

- **Question #3:** What were the demographics of the Top 13 ZIP codes?

This page intentionally left blank.

Priest Work History

- **Finding:**

- *Note: A separate study is being prepared to address this question; it will be published shortly.*
- In general, the Top 13 ZIP codes tend to have:
 - **Higher** concentrations of African-Americans, and
 - Have **low** Median Household Income levels.
- Most frequent ZIP code is that of a mailbox in Mundelein, IL where St. Mary of the Lake Seminary resides across the street from a Catholic high school.
- The other 12 ZIPs are in Cook county.
 - One ZIP is primarily the address at 645 N. Michigan Ave. (either Suite 543 or 1525)

Graph 10

Top 13 ZIP Codes with Demographics

ZIP codes	CAP Assignment Frequency	County	USPS Address	1970	1980	1990	1980	1990
				Rank of MHI	Rank of MHI	Rank of MHI	% Black Pop.	% Black Pop.
60060	26	Lake	Mundelein, IL					
60608	23	Cook	1859 S. Ashland Ave.	16	12	10	17.5%	14.1%
60622	19	Cook	1635 W. Division St.	15	11	12	7.2%	8.7%
60611	16	Cook	227 E. Ontario St.	55	116	142	4.1%	5.0%
60614	16	Cook	2368 N. Clark St.	20	45	110	8.2%	5.5%
60617	14	Cook	10422 S. Ewing Ave.	46	57	35	43.4%	48.4%
60638	13	Cook	5600 W. 63rd St.	82	81	59	8.5%	7.8%
60632	11	Cook	3124 W. 47th St.	42	40	37	0.2%	0.2%
60609	10	Cook	2301 W. 51st Pl.	19	10	6	41.0%	47.0%
60634	10	Cook	6441 W. Irving Park Rd.	64	66	69	0.0%	0.4%
60647	9	Cook	2339 N. California Ave.	24	19	19	2.5%	6.3%
60402	8	Cook	6625 Cermak Rd.	51	44	53	0.1%	0.1%
60612	8	Cook	116 S. Western Ave.	7	4	3	74.3%	69.6%

MHI = Median Household Income

Priest Work History

- **Question #4:** Were there parishes or institutions that housed more than one credibly accused priests at the same time?

This page intentionally left blank.

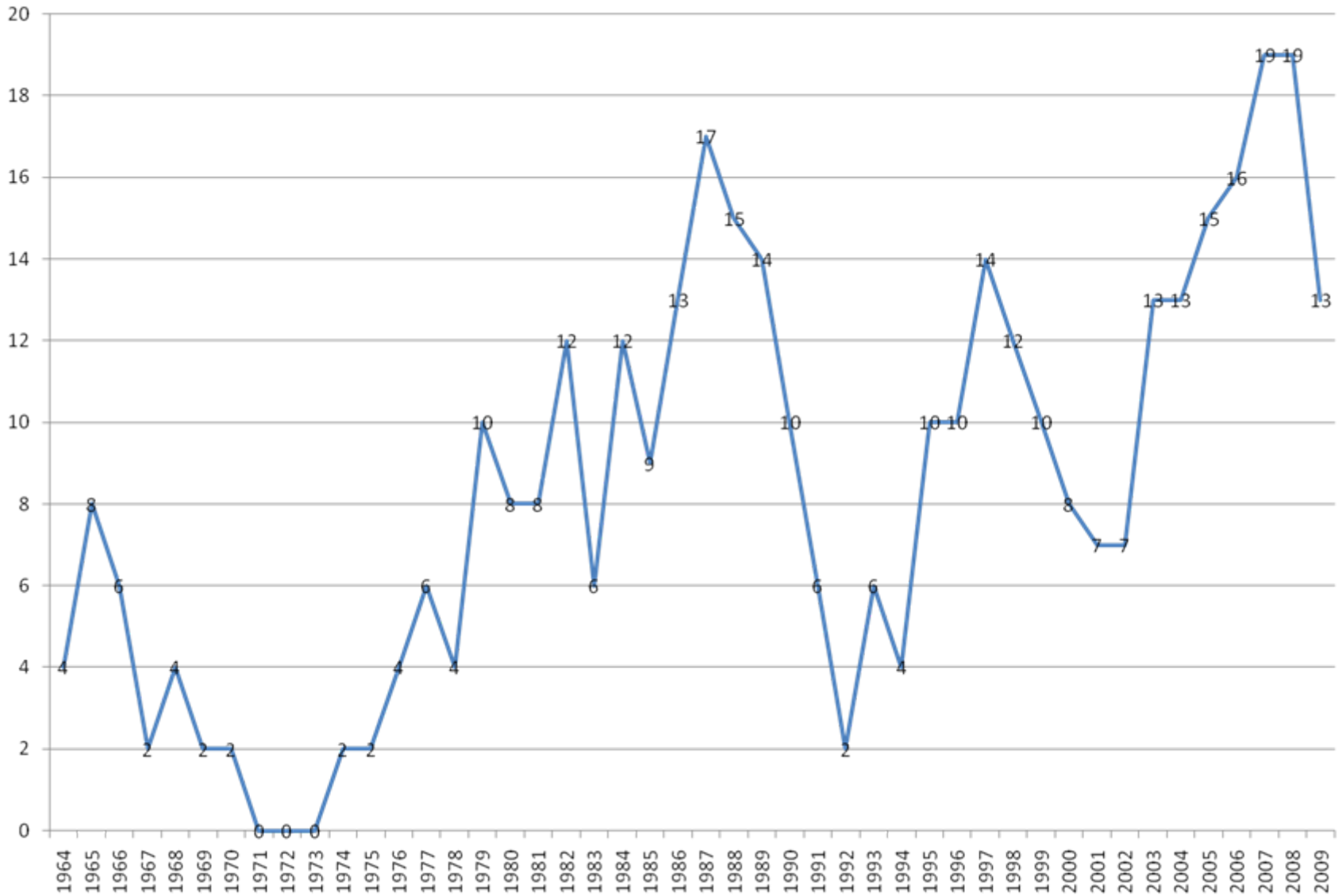
Priest Work History

- Finding:

- **62** of the 97 credibly accused priests (63.9%) were housed at the same location in the same year
 - remaining 35 were never paired with another CAP.
- From 1964 thru 2009, number of simultaneous assignments varied from none to 19.
- Obvious peaks occurred in **1987, 1997, 2007** and **2008**.
 - These years correlate with findings on the next few pages.

Number of Simultaneous Assignments by Year

Graph 11

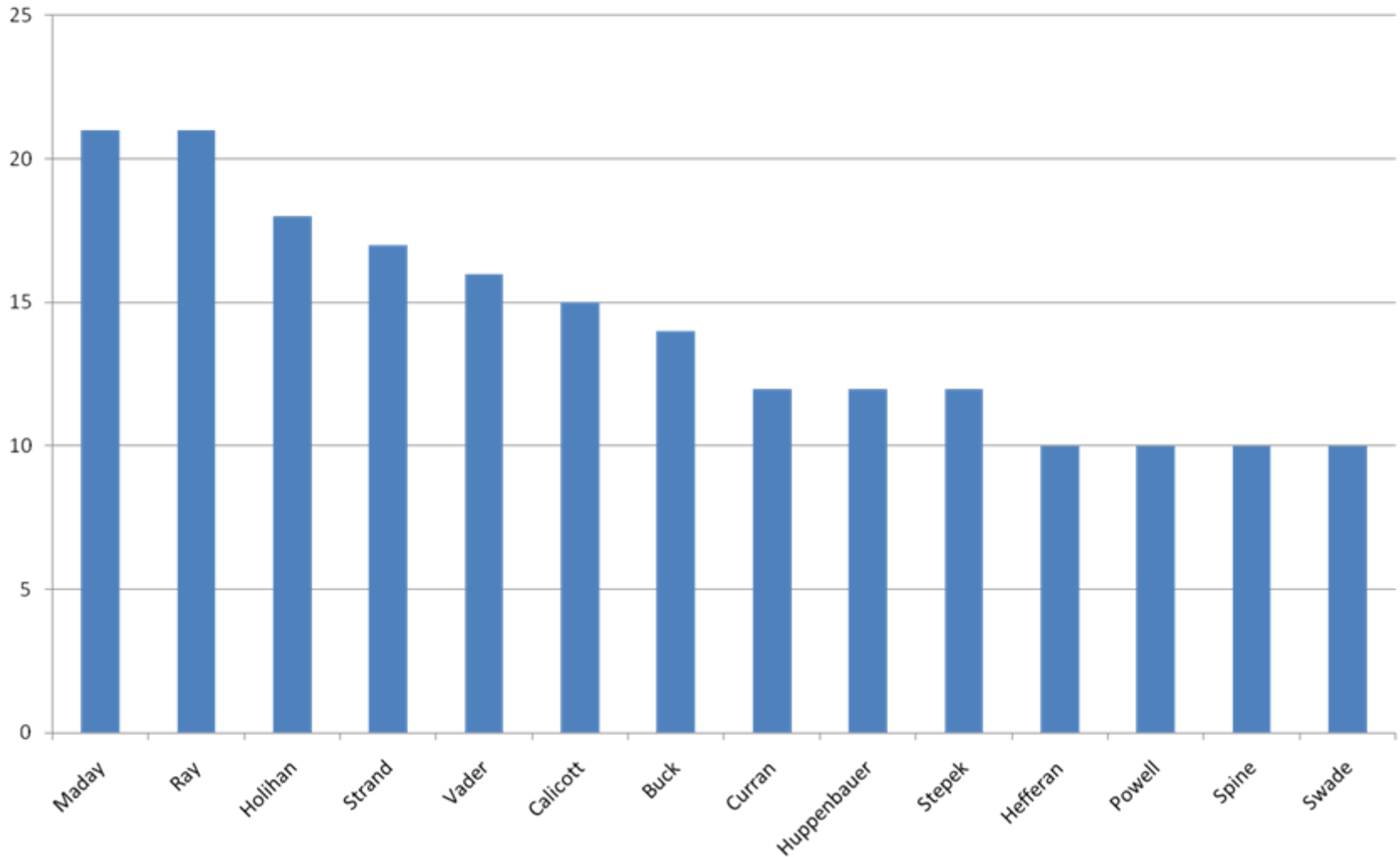


Priest Work History

- **Finding:**
 - **Top 14** credibly accused priests involved in simultaneous assignments accounted for 198 of the 384 (**51.6%**) simultaneous assignments in Archdiocese of Chicago from 1964 thru 2009.
 - **Maday** was in simultaneous assignments with 20 other CAPs during his work history; 53 of the 65 man-years of these assignments (**81.5%**) were at P.O. Box 455, Mundelein, IL; 4 of the 65 (**6.2%**) were assigned to 645 N. Michigan Ave. #543.
 - 21 of his 46 years of ministry were spent in simultaneous assignments.
 - **Ray** was in simultaneous assignments with 17 other CAPs during his work history; 76 of the 86 man-years of these assignments (**88.4%**) were at P.O. Box 455, Mundelein, IL; remaining 10 man-years were at Catholic Charities, 126 N. Desplaines St.
 - 21 of his 43 years of ministry were spent in simultaneous assignments.

Top 14 Credibly Accused Priests involved in Simultaneous Assignments 1964 thru 2009

Graph 12



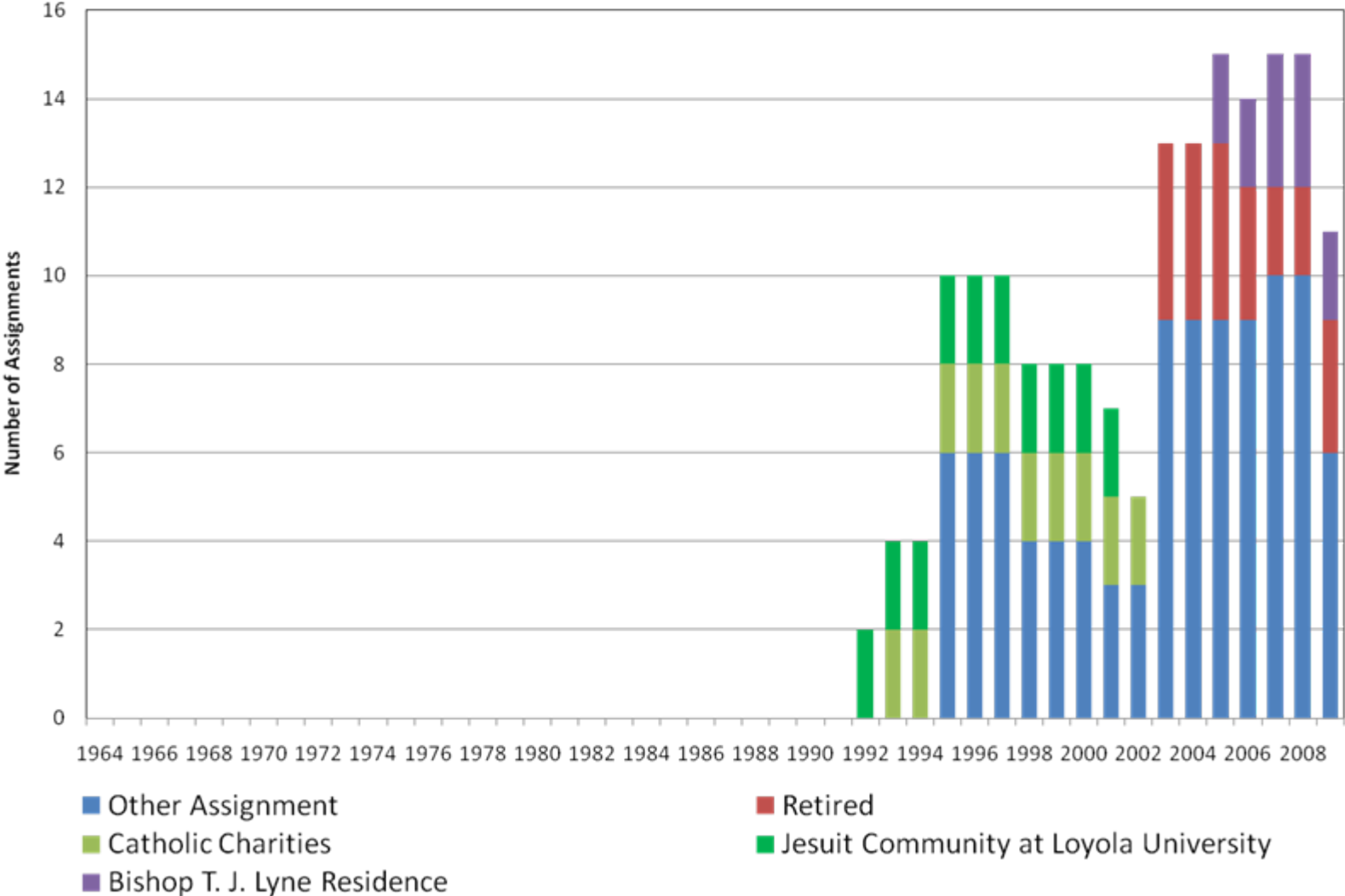
Priest Work History

- Finding:

- **Top 5** institutions accounted for 172 simultaneous assignments out of the total of 384 simultaneous assignments (**44.8%**) for all 97 credibly accused priests in Archdiocese of Chicago from 1964 thru 2009.
 - The generic term “**Other Assignment**” accounted for 98 simultaneous assignments (25.5%).
 - Coupling “**Retired**” and “**Bishop T. J. Lyne Residence**” accounted for 34 simultaneous assignments (8.8%).
 - “**Catholic Charities**” and “**Jesuit Community at Loyola University**” each accounted for 20 simultaneous assignments (5.2% each).
- Notice the peaks near 1997 and 2007.

Top 5 Institutions exposed to Simultaneous Assignments of CAPs

Graph 13

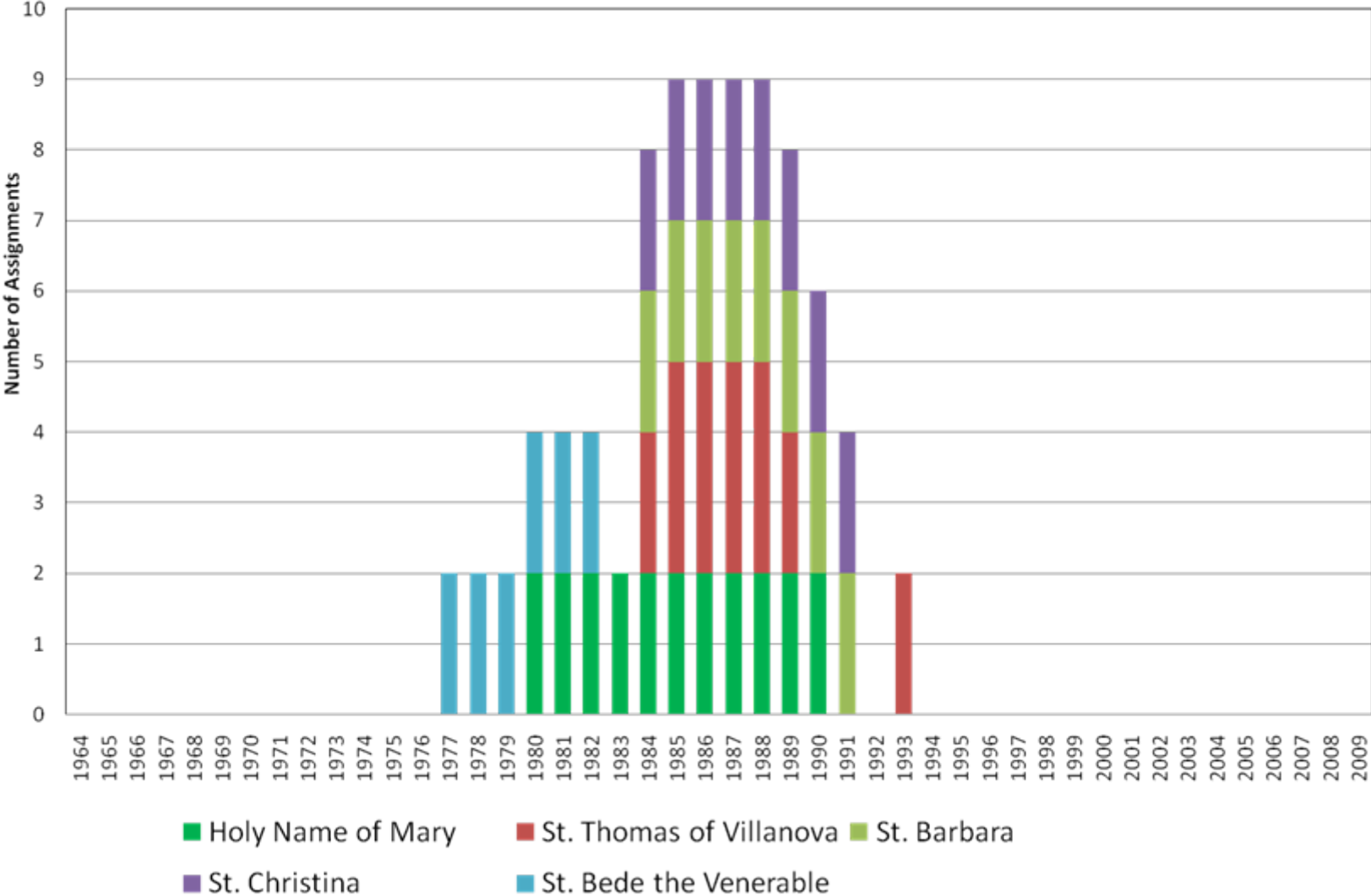


Priest Work History

- Finding:

- **Top 5** parishes accounted for 84 simultaneous assignments out of the total of 384 simultaneous assignments (**21.9%**) for all 97 credibly accused priests in Archdiocese of Chicago from 1964 thru 2009.
 - **“Holy Name of Mary”** accounted for 22 simultaneous assignments (5.7%).
 - **“St. Thomas of Villanova”** accounted for 18 simultaneous assignments (4.7%).
 - **“St. Barbara”** and **“St. Christina”** each accounted for 16 simultaneous assignments (4.2% each).
 - **“St. Bede the Venerable”** accounted for 12 simultaneous assignments (3.1%).
- Notice the peak near 1987.

Top 5 Parishes exposed to Simultaneous Assignments of CAPs



Priest Work History

- **Summary of Findings:**
 - **Question #1:** Over the years of this review how many priests and how many parishes were impacted by the ministry of these credibly accused priests?
 - **Result:** the percent of credibly accused priest grew until the early 1970s and has stabilized between 2.5% and 3.0% since then.
 - **Result:** the percent of parishes and institutions ministered by CAPs grew to nearly 25% in the early 1990s, and since then has declined to 20% in 2009.

Priest Work History

- **Summary of Findings (continued):**

- **Question #2:** Were credibly accused priests assigned randomly to parishes across the Archdiocese of Chicago, or was there a pattern?

- **Finding:**

- Most of the priest work assignments for the 97 CAPs in this review were made to parishes and institutions in only a few **Archdiocese of Chicago** area ZIP codes

- There are **263 ZIP codes** in AOC area of Cook and Lake county.

- CAPs were only assigned to **135** ZIPs (51.3%),

- CAPs were never assigned to **128** ZIPs (48.7%).

- Top 13 ZIP codes where CAPs were assigned most frequently accounted for **4.9%** of all ZIP codes.

Priest Work History

- **Summary of Findings (continued):**
 - **Question #3:** What were the demographics of the Top 13 ZIP codes?
 - **Finding:**
 - In general, the Top 13 ZIP codes tend to have:
 - **Higher** concentrations of African-Americans, and
 - Have **low** Median Household Income levels.
 - Most frequent ZIP code is that of a mailbox in Mundelein, IL where St. Mary of the Lake Seminary resides across the street from a Catholic high school.
 - The other 12 ZIPs are in Cook county.

Priest Work History

- **Summary of Findings (continued):**
 - **Question #4:** Were there parishes or institutions that housed more than one credibly accused priests at the same time?
 - **Finding:**
 - **62** of the 97 credibly accused priests (63.9%) were housed at the same location in the same year
 - remaining 35 were never paired with another CAP.
 - Obvious peaks occurred in **1987, 1997, 2007** and **2008**.

Priest Work History

- **Summary of Findings for Question #4**
(continued):
 - **Finding:** Relative to all 384 simultaneous assignments in AOC for the 97 CAP from 1964 thru 2009:
 - **Top 14** credibly accused priests accounted for 198 (51.6%).
 - **Top 5** institutions accounted for 172 (44.8%).
 - **Top 5** parishes accounted for 84 (21.9%).

Priest Work History

- Next steps:
 - Use “geo-tag” technology rather than ZIP codes to determine geographic proximity
 - This may be possible without major additional research efforts.
 - This will require more sophisticated analytical software.
 - Caution:
 - A geo-tag may indicate that another location is proximate, but it may be separated by an interstate highway or large body of water without connecting bridges.